

# ATTITUDES TOWARDS LGBTI+ RIGHTS AND ISSUES IN NORTH MACEDONIA

---

December 2020



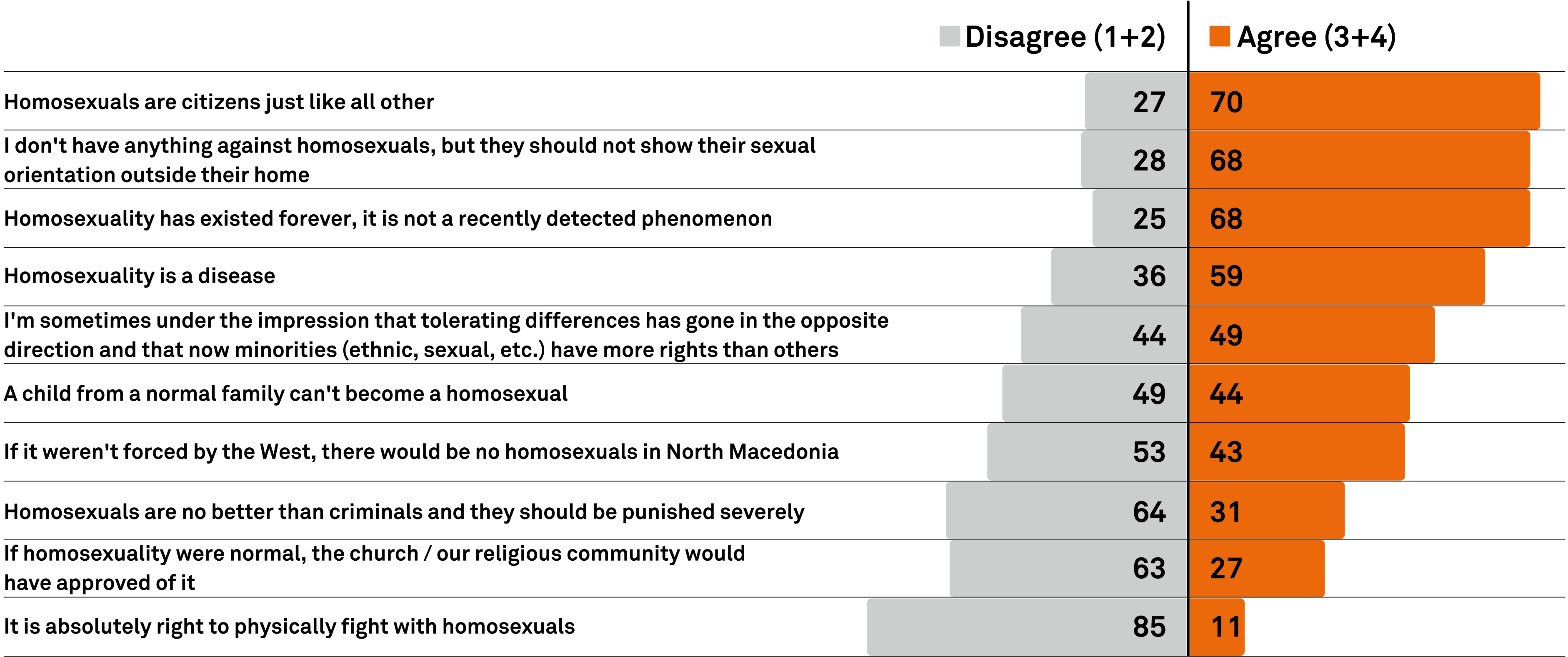
# METHODOLOGY

Data collection period	27th November to 21st December 2020
Location	Albania, Bosnia and Herzegovina, Kosovo, Montenegro, North Macedonia, Serbia
Target populations	Citizens 18+
Method of data collection	CATI (Computer-assisted telephone survey), in combination with CAWI (Computer-assisted web interviewing) used with population 18-44 years old, har to reach with CATI method. Percentage of interviews realized with CAWI: 9% in Albania, 10% in Montenegro, 7% in North Macedonia, 20% in Bosnia and Herzegovina and Serbia each. In Kosovo only the CATI method was used.
Sampling frame	CATI: Electronic Telephone Directory; CAWI: IPSOS on-line panel database
Type of sample and method of selection	CATI: Two stage stratified representative sample with quota method of respondents' selection. Strata: Officially defined regions with countries within countries, and types of settlements (urban / other) Primary sampling units: households (sample random sampling) Secondary sampling units: respondent within household (quota based on gender and age)
	CAWI: Quota sample - repondent (quota based on region, type of settlement, gender, and age)
Poststratification	By gender, age, region and type of settlement (correction by level of education)
Sample size	Total 6284; Albania 1014; Bosnia and Herzegovina 1015; Kosovo 1225; Montenegro 1008; North Macedonia 1017; Serbia 1005
Sampling error	±3.33% - lower bound of marginal error country-wise

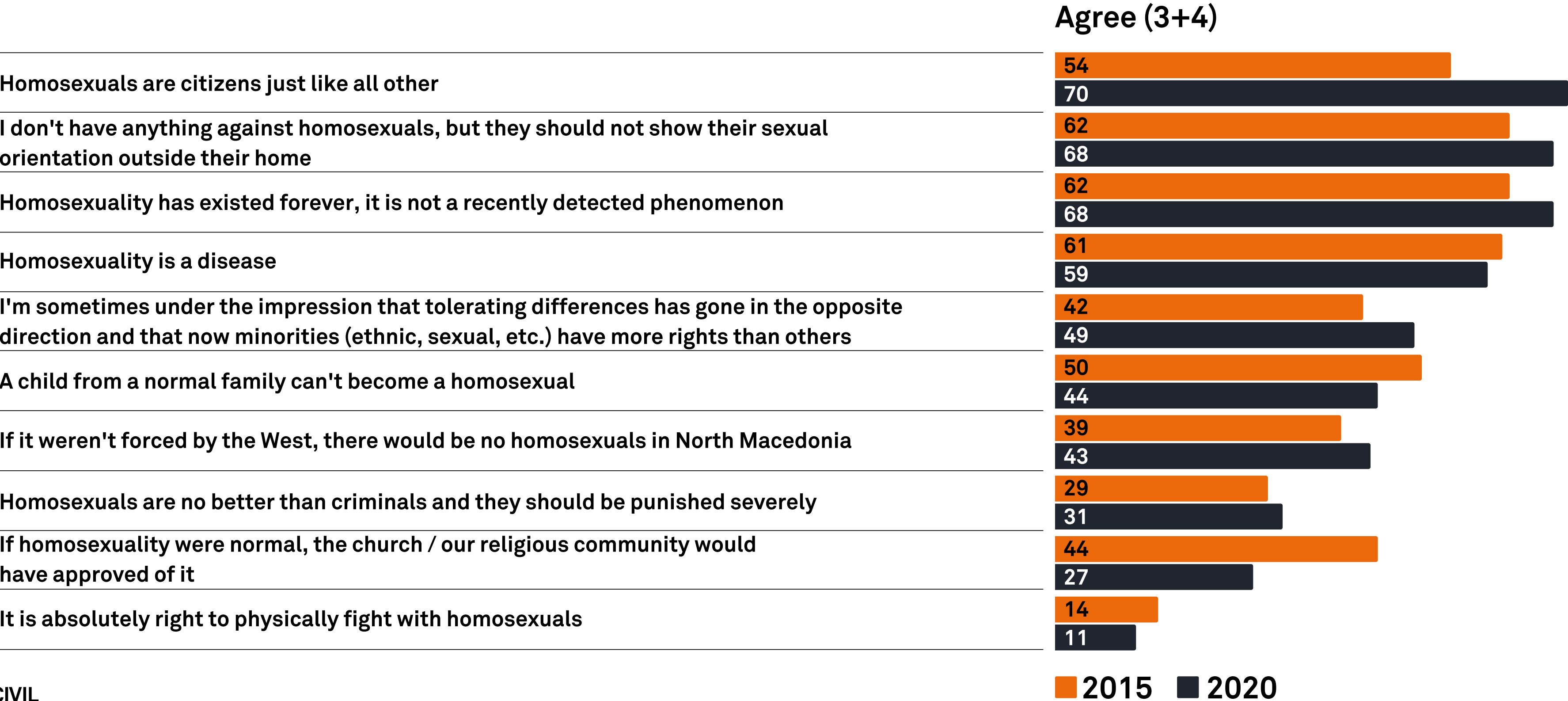
Above average			Below average		
0.01	0.05	0.10	0.10	0.05	0.01

Cells of the table are colored in black, or orange, if values they contain are considerably above or below average. Three shades of black or orange color are used for three degrees of significance, the lightest shades for deviations significant on the level 0.10, medium shades for the level 0.05 and the darkest shades of black and orange for the level 0.01.

How much do you agree with each of these statements about persons of different sexual orientation, or LGBT population, such as gay, lesbian bisexual persons, etc.?



How much do you agree with each of these statements about persons of different sexual orientation, or LGBT population, such as gay, lesbian bisexual persons, etc.?





# How much do you agree with each of these statements about persons of different sexual orientation, or LGBT population, such as gay, lesbian bisexual persons, etc.? - Agree (Mainly agree + Completely agree)

Base: Total target population

	Total	Gender		Age				Education			Region				Urbanity		Nationality			Communication with LGBTI+	
		Male	Female	18-29	30-44	45-59	60+	Primary or less	Secondary	College/Faculty	Skopje	Northwest	Southwest	East	Urban	Rural	Macedonian	Albanian	Other	Yes	No
N	1017	504	513	229	292	258	239	377	478	162	290	270	211	245	610	407	648	255	114	162	855
N unw	1017	515	502	246	405	219	147	211	493	313	293	253	191	280	652	365	721	175	121	209	808
Homosexuals are citizens just like all other	69.6	66	73	77	67	68	67	62	72	81	73	65	73	68	72	66	74	60	64	88	66
I don't have anything against homosexuals, but they should not show their sexual	68.1	72	65	56	71	72	73	69	70	62	64	73	70	65	66	72	67	73	62	62	69
Homosexuality has existed forever, it is not a recently discovered phenomenon	67.9	65	71	71	70	71	59	59	72	75	79	59	68	65	75	57	72	60	63	86	65
Homosexuality is a disease	59.1	62	56	51	58	63	65	63	61	45	52	66	60	60	56	64	56	70	55	42	62
I'm sometimes under the impression that tolerating differences has gone in the opposite direction and now minorities (ethnic, sexual, ...) have more rights than others	49.4	50	49	49	47	53	50	47	52	49	55	40	51	52	50	48	53	40	51	51	49
A child from a normal family can't become a homosexual	43.8	47	40	42	48	41	43	46	44	39	37	52	40	47	38	52	39	54	49	33	46
If it weren't forced by the West, there would be no homosexuals in North Macedonia	42.5	42	43	34	40	45	51	48	41	33	31	44	50	47	38	50	40	49	43	20	47
Homosexuals are no better than criminals and should be punished severely	30.7	34	27	26	30	33	33	45	25	15	25	37	30	32	25	39	25	42	39	12	34
If homosexuality were normal, the church / our religious community would have approved of it	26.5	25	28	24	26	27	30	25	27	30	23	26	33	25	27	26	27	27	26	31	26
It is absolutely right to physically fight with homosexuals	11.4	12	11	15	11	11	9	12	10	13	9	13	12	12	9	15	9	18	13	7	12

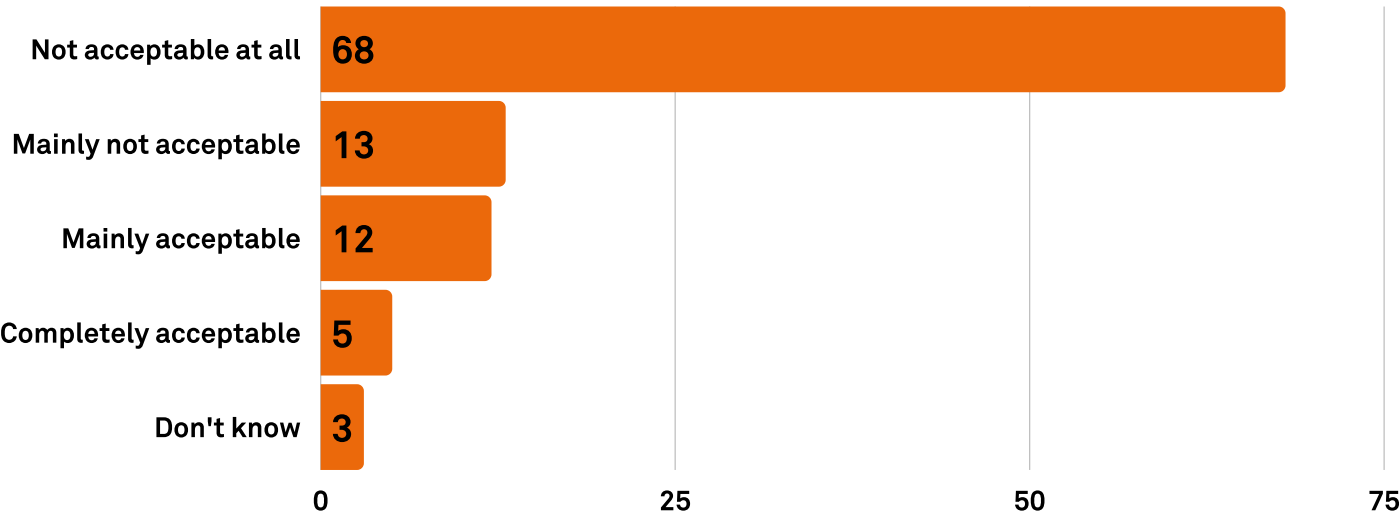


# How much do you agree with each of these statements about persons of different sexual orientation, or LGBT population, such as gay, lesbian bisexual persons, etc.? - Disagree (Completely agree + Mainly disagree)

Base: Total target population

	Total	Gender		Age				Education			Region				Urbanity		Nationality			Communication with LGBTI+	
		Male	Female	18-29	30-44	45-59	60+	Primary or less	Secondary	College/Faculty	Skopje	Northwest	Southwest	East	Urban	Rural	Macedonian	Albanian	Other	Yes	No
N	1017	504	513	229	292	258	239	377	478	162	290	270	211	245	610	407	648	255	114	162	855
N unw	1017	515	502	246	405	219	147	211	493	313	293	253	191	280	652	365	721	175	121	209	808
It is absolutely right to physically fight with homosexuals	85.0	83	87	83	82	84	91	83	87	83	87	82	86	85	87	82	90	74	83	91	84
Homosexuals are no better than criminals and should be punished severely	64.3	60	68	70	64	64	59	48	72	79	71	57	65	63	70	55	72	52	51	86	60
If homosexuality were normal, the church / our religious community would have	63.3	64	63	63	63	66	61	66	63	56	59	69	57	68	60	68	63	65	62	56	65
If it weren't forced by the West, there would be no homosexuals in North Macedonia	52.5	52	53	62	52	51	46	46	55	58	64	51	45	46	57	46	55	46	51	77	48
A child from a normal family can't become a homosexual	49.2	45	53	54	44	52	48	47	50	51	55	46	51	45	54	42	54	41	41	62	47
I'm sometimes under the impression that tolerating differences has gone in the opposite direction and now minorities (ethnic, sexual, ...) have more rights than others	44.2	43	46	46	45	41	46	45	43	45	38	54	40	44	42	47	42	50	43	45	44
Homosexuality is a disease	35.6	32	39	46	36	32	29	31	35	46	42	31	32	36	39	30	39	27	39	56	32
I don't have anything against homosexuals, but they should not show their sexual orientation outside their home	27.5	24	31	40	25	23	23	26	27	32	33	22	25	29	30	23	29	22	31	37	26
Homosexuals are citizens just like all other	27.3	30	25	21	30	29	29	35	25	14	25	30	23	30	25	31	23	36	31	12	30
Homosexuality has existed forever, it is not a recently discovered phenomenon	25.4	27	24	23	23	25	31	31	23	18	17	34	22	29	20	34	23	32	24	12	28

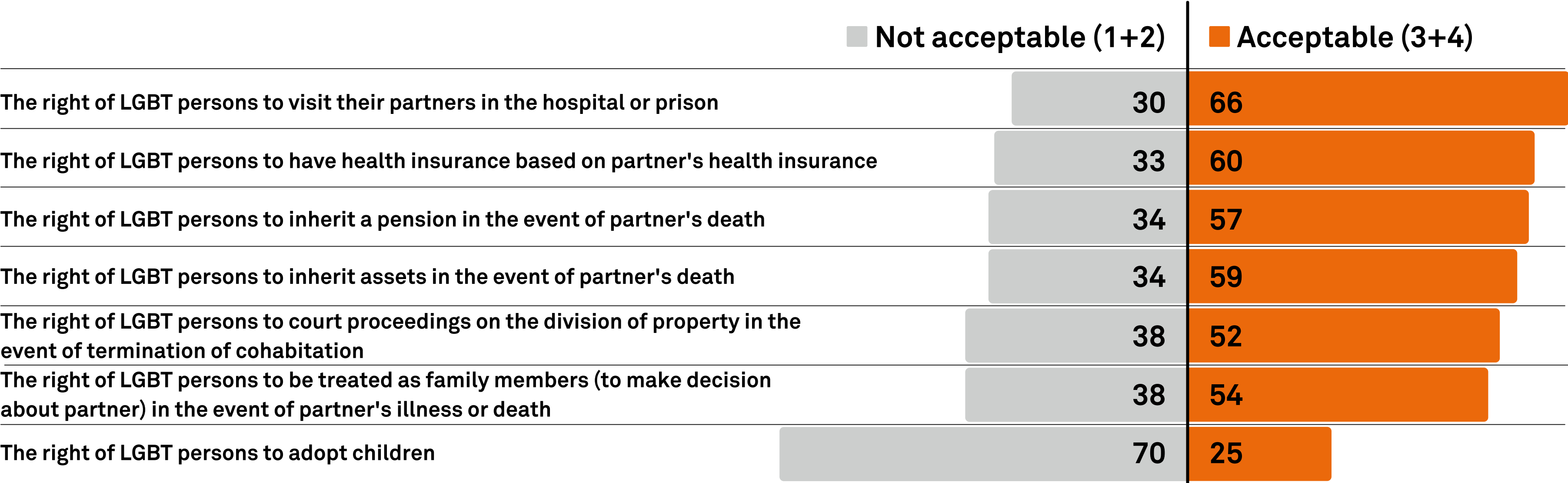
How acceptable would you find allowing same-sex marriages in North Macedonia - men with men and women with women?



Base: Total target population

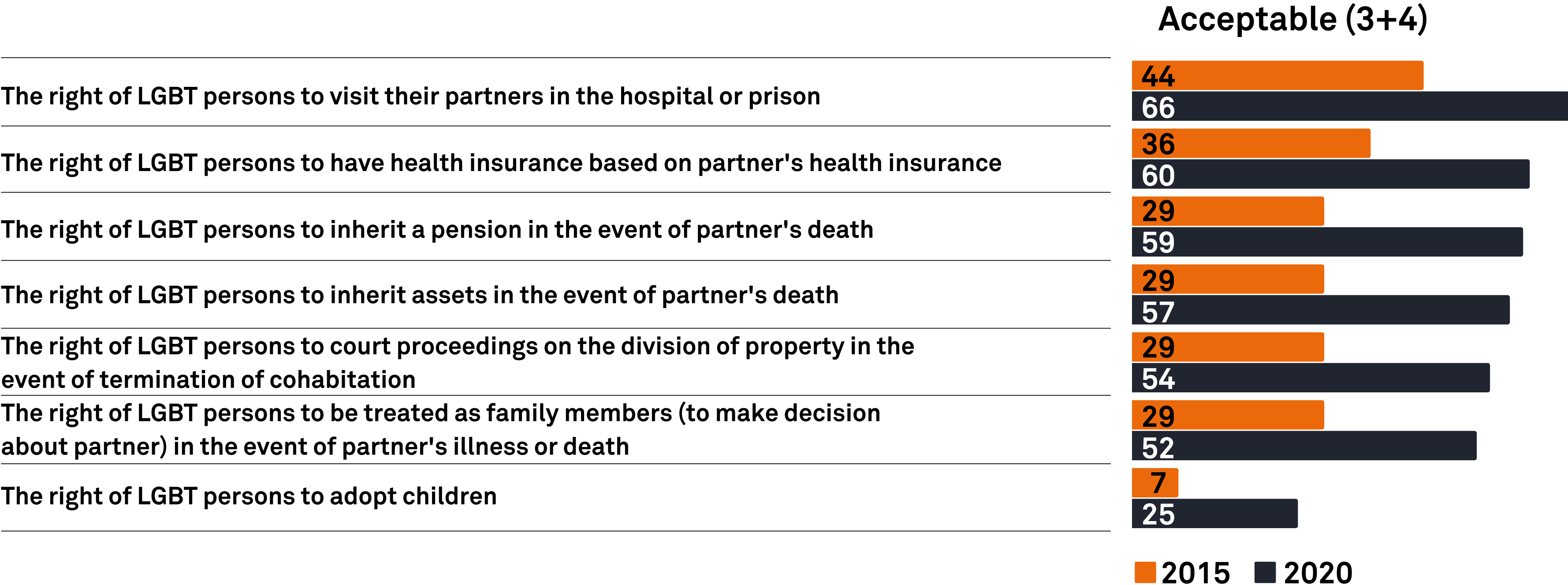
	Total	Gender		Age				Education			Region				Urbanity		Nationality			Communication with LGBTI+	
		Male	Female	18-29	30-44	45-59	60+	Primary or less	Secondary	College/Faculty	Skopje	Northwest	Southwest	East	Urban	Rural	Macedonian	Albanian	Other	Yes	No
N	1017	504	513	229	292	258	239	377	478	162	290	270	211	245	610	407	648	255	114	162	855
N unw	1017	515	502	246	405	219	147	211	493	313	293	253	191	280	652	365	721	175	121	209	808
sig		0.00		0.00				0.00			0.00				0.00		0.22			0.00	
Not acceptable at all	67.5	72	63	55	62	75	78	75	66	54	57	73	69	73	65	71	65	74	65	41	71
Mainly not acceptable	13.2	12	14	12	15	14	11	13	12	16	13	15	13	11	12	14	14	12	11	12	13
Mainly acceptable	11.5	9	14	19	14	8	5	6	14	18	18	7	12	8	14	8	13	9	11	26	9
Completely acceptable	5.0	3	7	11	5	1	3	3	6	8	7	4	3	5	6	3	5	2	8	19	2
Don't know	2.9	3	2	2	4	1	4	3	2	4	4	2	3	3	3	3	3	3	5	2	3
Not acceptable (1+2)	80.6	84	77	67	76	90	89	88	78	70	70	88	82	84	77	86	79	86	76	53	86
Acceptable (3+4)	16.5	13	20	30	20	9	8	8	20	26	26	11	15	13	20	11	18	11	19	45	11
Total	100%																				

Here are some rights that men and women have in North Macedonia on the basis of de facto relationship or registered partnership. How acceptable do you consider these rights to members of LGBT population on the basis of living together in unregistered partnership?





Here are some rights that men and women have in North Macedonia on the basis of de facto relationship or registered partnership. How acceptable do you consider these rights to members of LGBT population on the basis of living together in unregistered partnership?



## How acceptable do you consider these rights to members of LGBT population on the basis of living together in unregistered partnership? - Acceptable (Mainly acceptable + Completely acceptable)

Base: Total target population

	Total	Gender		Age				Education			Region				Urbanity		Nationality			Communication with LGBTI+	
		Male	Female	18-29	30-44	45-59	60+	Primary or less	Secondary	College/Faculty	Skopje	Northwest	Southwest	East	Urban	Rural	Macedonian	Albanian	Other	Yes	No
N	1017	504	513	229	292	258	239	377	478	162	290	270	211	245	610	407	648	255	114	162	855
N unw	1017	515	502	246	405	219	147	211	493	313	293	253	191	280	652	365	721	175	121	209	808
The right of LGBT persons to visit their partners in the hospital or prison	65.5	62	69	74	62	60	67	60	67	74	71	63	66	62	69	60	71	56	58	88	61
The right of LGBT persons to have health insurance based on partner's health insurance	60.4	54	66	69	58	55	62	58	61	66	64	57	65	56	62	57	64	53	58	74	58
The right of LGBT persons to inherit a pension in the event of partner's death	59.4	53	66	67	55	54	63	59	60	60	62	56	63	57	62	56	65	48	56	76	56
The right of LGBT persons to inherit assets in the event of partner's death	57.1	52	62	66	53	50	60	53	58	63	62	51	58	57	59	54	62	44	58	79	53
The right of LGBT persons to court proceedings on the division of property in the event of termination of cohabitation	54.2	51	58	67	54	47	51	49	56	63	59	53	50	54	56	51	56	50	53	77	50
The right of LGBT persons to be treated as family members (to make decision about partner) in the event of partner's illness or death	52.3	46	59	62	54	45	49	48	52	62	58	47	54	50	55	48	56	43	51	75	48
The right of LGBT persons to adopt children	24.6	23	26	38	24	20	17	24	25	25	26	28	21	22	24	25	22	27	33	37	22



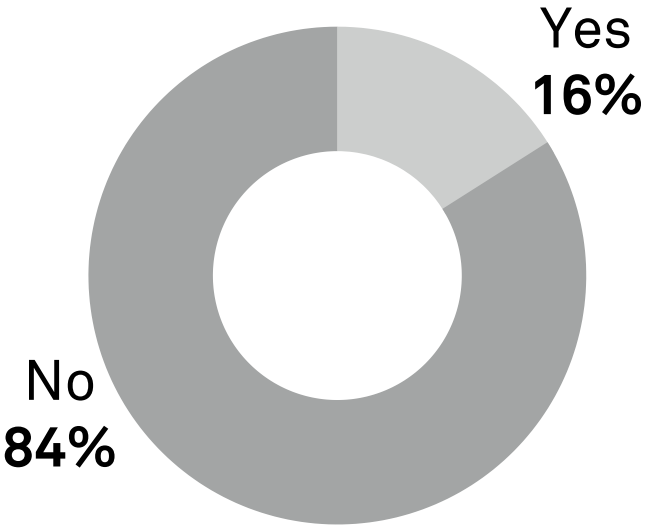
## How acceptable do you consider these rights to members of LGBT population on the basis of living together in unregistered partnership? - Not acceptable (Not acceptable at all + Mainly not acceptable)

Base: Total target population

	Total	Gender		Age				Education			Region				Urbanity		Nationality			Communication with LGBTI+	
		Male	Female	18-29	30-44	45-59	60+	Primary or less	Secondary	College/Faculty	Skopje	Northwest	Southwest	East	Urban	Rural	Macedonian	Albanian	Other	Yes	No
N	1017	504	513	229	292	258	239	377	478	162	290	270	211	245	610	407	648	255	114	162	855
N unsw	1017	515	502	246	405	219	147	211	493	313	293	253	191	280	652	365	721	175	121	209	808
The right of LGBT persons to adopt children	70.4	71	69	58	70	75	78	71	71	66	69	68	73	73	72	68	73	68	60	59	73
The right of LGBT persons to be treated as family members (to make decision about partner) in the event of partner's illness or death	38.0	43	33	28	37	48	37	42	39	26	32	48	32	40	34	43	33	50	38	15	42
The right of LGBT persons to court proceedings on the division of property in the event of termination of cohabitation	37.7	40	35	27	38	45	40	44	38	23	32	43	39	37	36	41	36	43	36	15	42
The right of LGBT persons to inherit assets in the event of partner's death	34.2	38	30	28	37	42	29	37	35	25	29	43	30	34	31	40	29	49	31	16	38
The right of LGBT persons to inherit a pension in the event of partner's death	33.9	40	28	28	36	40	30	36	34	30	30	40	27	37	31	39	29	47	34	19	37
The right of LGBT persons to have health insurance based on partner's health insurance	32.8	38	27	27	34	39	30	35	34	24	30	40	25	35	30	36	29	44	32	18	36
The right of LGBT persons to visit their partners in the hospital or prison	29.5	33	26	22	33	35	26	36	28	18	25	34	26	33	26	34	24	42	33	8	34



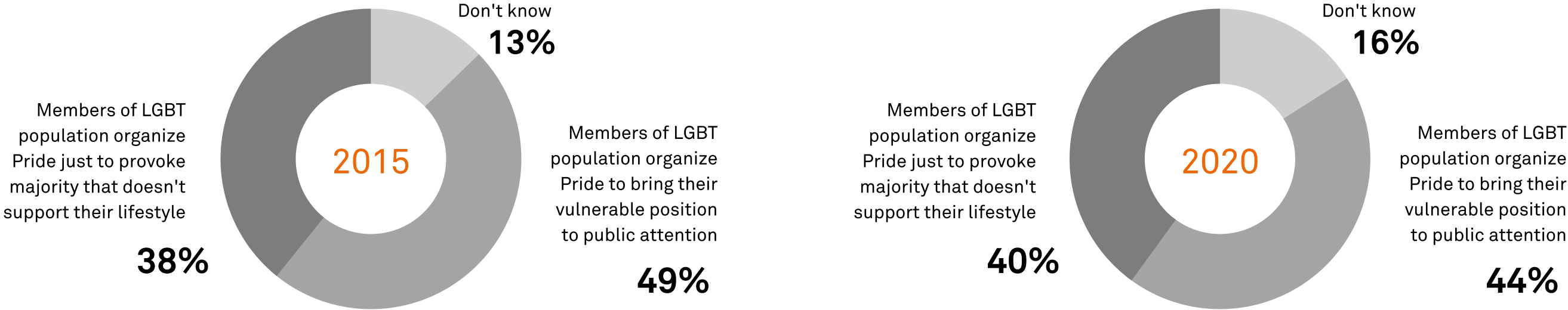
Do you communicate with anyone who is undoubtedly a member of LGBT population - gay, lesbian, bisexual, etc.?



Base: Total target population

	Total	Gender		Age				Education			Region				Urbanity		Nationality			Communication with LGBTI+	
		Male	Female	18-29	30-44	45-59	60+	Primary or less	Secondary	College/Faculty	Skopje	Northwest	Southwest	East	Urban	Rural	Macedonian	Albanian	Other	Yes	No
N	1017	504	513	229	292	258	239	377	478	162	290	270	211	245	610	407	648	255	114	162	855
N unw	1017	515	502	246	405	219	147	211	493	313	293	253	191	280	652	365	721	175	121	209	808
sig		0.94		0.00				0.00			0.00				0.00		0.00			0.00	
Yes	16.0	16	16	25	18	12	9	8	19	27	23	9	15	17	20	10	19	8	19	100	
No	84.0	84	84	75	82	88	91	92	81	73	73	91	85	83	80	90	81	92	81		100
Total	100%																				

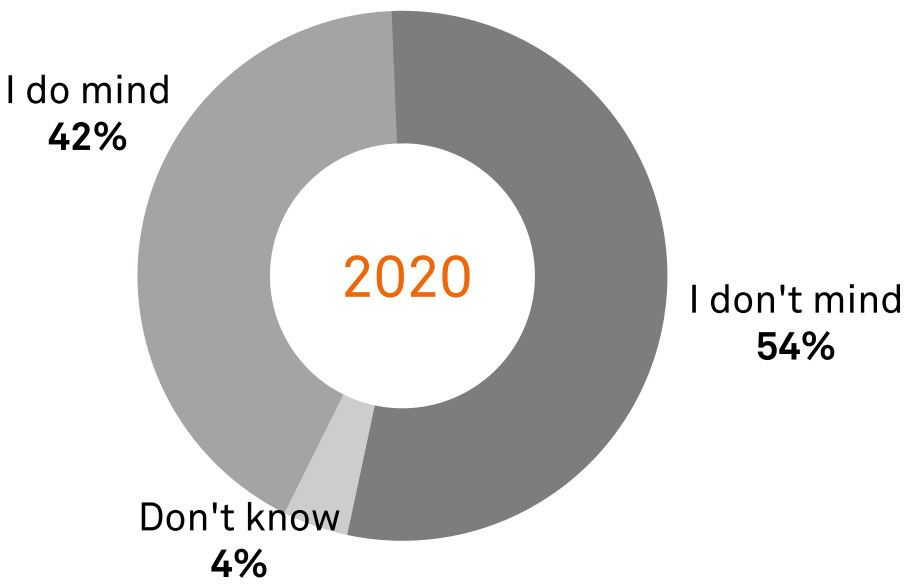
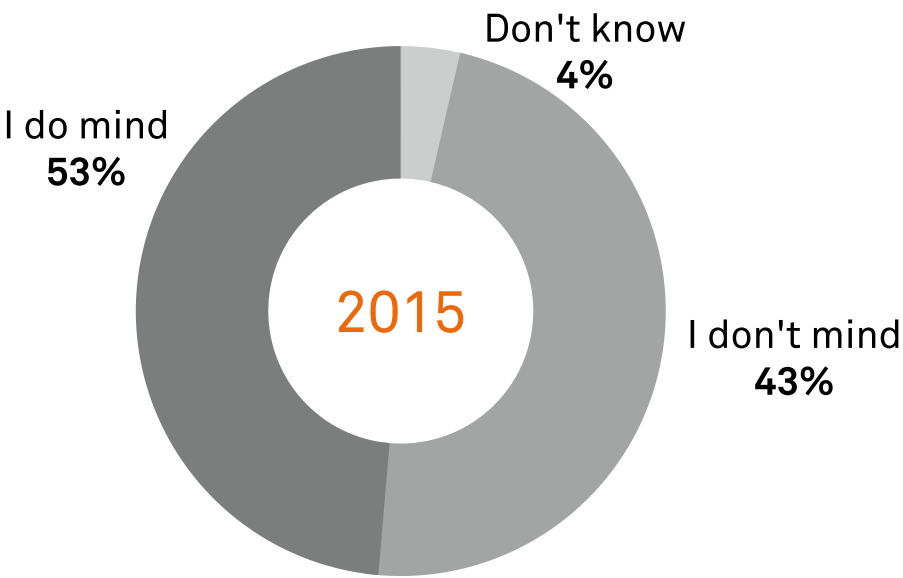
People have different opinions on the reasons why LGBT persons organize Pride. Which of these two opinions do you agree with?



Base: Total target population

	Total	Gender		Age				Education			Region				Urbanity		Nationality			Communication with LGBTI+	
		Male	Female	18-29	30-44	45-59	60+	Primary or less	Secondary	College/Faculty	Skopje	Northwest	Southwest	East	Urban	Rural	Macedonian	Albanian	Other	Yes	No
N	1017	504	513	229	292	258	239	377	478	162	290	270	211	245	610	407	648	255	114	162	855
N unw	1017	515	502	246	405	219	147	211	493	313	293	253	191	280	652	365	721	175	121	209	808
sig		0.01		0.02				0.00			0.52				0.34		0.04			0.00	
Members of LGBT population organize Pride just to provoke the majority that doesn't support their lifestyle	40.3	45	36	36	36	47	43	44	40	34	39	44	37	41	39	42	38	47	38	29	42
Members of LGBT population organize Pride to bring their vulnerable position to public attention	43.3	41	46	48	44	42	40	34	48	52	43	39	49	43	45	41	47	36	42	64	39
Don't know	16.4	14	18	16	21	11	17	22	13	14	18	16	14	16	16	18	15	17	20	7	18
Total	100%																				

# Irrespective of your opinion on LGBT persons, do you mind this group's peaceful walk through Skopje?



Base: Total target population

	Total	Gender		Age				Education			Region				Urbanity		Nationality			Communication with LGBTI+	
		Male	Female	18-29	30-44	45-59	60+	Primary or less	Secondary	College/Faculty	Skopje	Northwest	Southwest	East	Urban	Rural	Macedonian	Albanian	Other	Yes	No
N	1017	504	513	229	292	258	239	377	478	162	290	270	211	245	610	407	648	255	114	162	855
N unw	1017	515	502	246	405	219	147	211	493	313	293	253	191	280	652	365	721	175	121	209	808
sig		0.01		0.02				0.00			0.52				0.34		0.04			0.00	
I do mind	41.7	46	38	36	41	47	43	47	40	33	40	46	39	42	39	46	37	53	40	15	47
I don't mind	54.8	51	59	61	54	51	54	49	56	63	55	52	55	56	58	50	59	44	52	83	49
Don't know	3.6	4	3	4	5	2	3	3	3	4	5	2	5	2	4	3	3	3	8	3	4
Total	100%																				



